

DSS Induced Colitis: A model of Inflammatory Bowel Disease

DSS induced colitis is one of the most widely used and satisfactory animal models of inflammatory bowel disease (IBD) with a high degree of similarity to the histopathological characteristics and distribution of inflammation described in human IBD, and can be used to screen potential therapeutic agents.

Induction of Colitis:

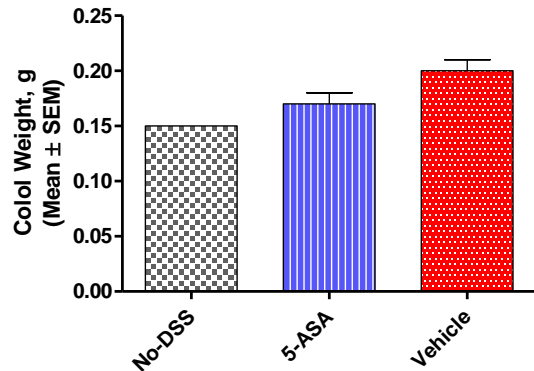
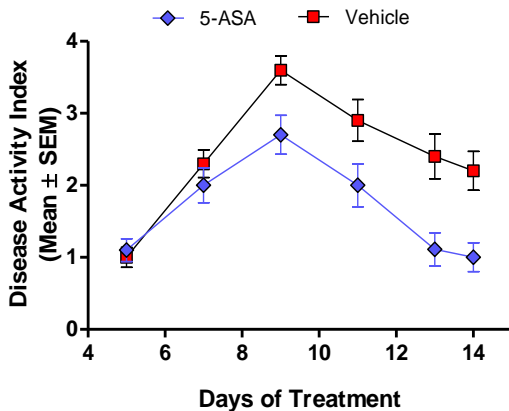
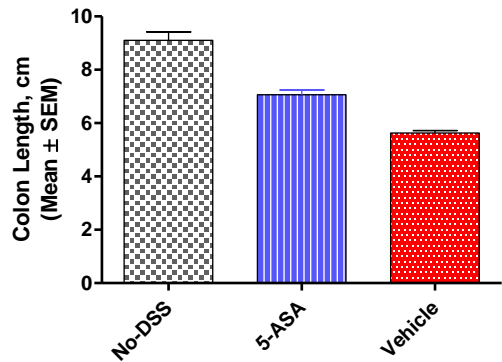
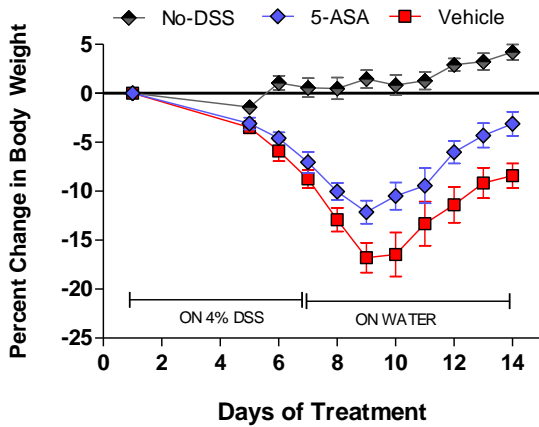
Female C57BL/6 or BALB/c mice at 6 - 7 weeks of age and between 25-30g, following acclimatization assign to different groups and provided with Dextran Sodium Sulfate (DSS), 2.5-4 % in drinking water for 7 days followed by water alone for 7 days.

Observation:

- Body weight
- Clinical Score
- Stool consistency and hemocult positivity
- DIA (Disease Activity Index)
- Colon length & weight
- Histology

Report: Report includes detail procedure, appropriate analysis and raw data

Experiment: Species C57BL/6 female; n=12/group; Positive control: 5-ASA 100 mg/kg po; vehicle; water DSS (4%)



IMPORTANT: Our services are responsive to client needs, customizing protocols, fast results, expert consultation and flexibility. Invitek intends to expand with new therapeutic areas, models, and assays, contact us to discuss your specific needs.